

## Bevel

A custom bevel edge gives a laminate countertop the look of a sculpted edge of more expensive material like granite or quartz but on a more modest budget.



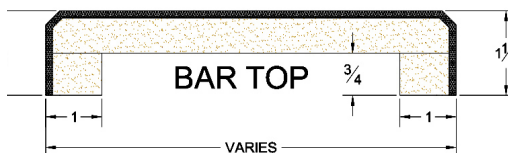
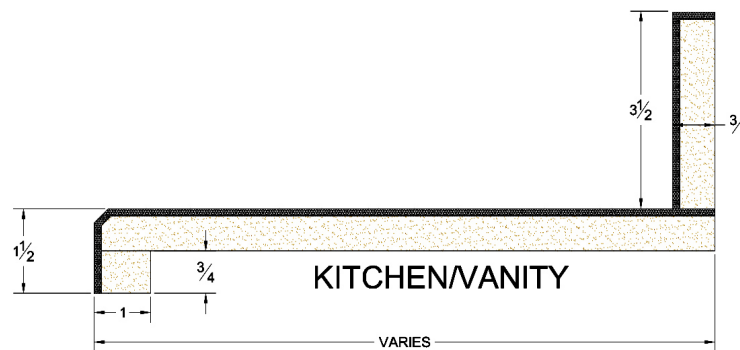
Edge: Bevel

Laminate: Deepstar Bronze

## Specifications

- Standard substrate is  $\frac{3}{4}$ " industrial-grade particleboard, available in 8', 10', and 12' lengths
- Both standard and special styles and sizes are suitable for all residential or commercial applications
- Available surfaced with Formica® and Wilsonart® laminate

# PRECISION COUNTERTOPS



## Wilsonart Crescent

A soft curve that mimics the “bullnose” granite edge. This versatile edge blends into most any kitchen design. The perfect finishing touch to your beautiful laminate countertops.

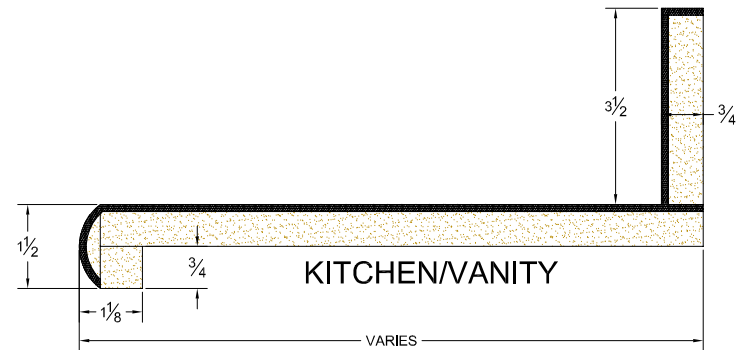


Edge: Wilsonart Crescent  
Laminate: Calcutta Marble

## Specifications

- Standard substrate is  $\frac{3}{4}$ " industrial-grade particleboard, available in 8', 10', and 12' lengths
- Both standard and special styles and sizes are suitable for all residential or commercial applications
- Available surfaced with Wilsonart® laminate

# PRECISION COUNTERTOPS





## Formica Ideal Ogee

A shapely sculpted edge with a decorative look, the Ideal Ogee edge is especially well suited to stone, granite and woodgrain patterns, giving laminate countertops the same elegant finish as more expensive materials.



Edge: Ideal Ogee

Laminate: Antique Mascarello

## Specifications

- Standard substrate is  $\frac{3}{4}$ " industrial-grade particleboard, available in 8', 10', and 12' lengths
- Both standard and special styles and sizes are suitable for all residential or commercial applications
- Available surfaced with Formica® laminate

# PRECISION COUNTERTOPS



## Formica Ideal Bullnose

Curved at the top and bottom for a smooth molded look, the Ideal Bullnose edge flatters most Formica designs from stone and granite looks to woodgrains and contemporary abstract patterns.



Edge: *Ideal Bullnose*  
Laminate: *Bianca Luna*

## Specifications

- Standard substrate is  $\frac{3}{4}$ " industrial-grade particleboard, available in 8', 10', and 12' lengths
- Both standard and special styles and sizes are suitable for all residential or commercial applications
- Available surfaced with Formica® laminate

# PRECISION COUNTERTOPS



## Square

The traditional self-edge profile is both clean and crisp. The perfect 90° profile is a timeless original, desirable in both Commercial and Residential settings.



Edge: Square

Laminate: Calacatta Marble

## Specifications

- Standard substrate is  $\frac{3}{4}$ " industrial-grade particleboard, available in 8', 10', and 12' lengths
- Both standard and special styles and sizes are suitable for all residential or commercial applications
- Available surfaced with Formica® and Wilsonart® laminate

# PRECISION COUNTERTOPS

